



# FISCAL RESEARCH CENTER

**THE PRICE EFFECT OF  
GEORGIA'S TEMPORARY  
SUSPENSION OF STATE  
FUEL TAXES**

**James Alm and David L. Sjoquist**

**Fiscal Research Center  
Andrew Young School of Policy Studies  
Georgia State University  
Atlanta, GA**

**FRC Report No. 143  
February 2007**



**ANDREW YOUNG SCHOOL**  
OF POLICY STUDIES

# The Price Effect of Georgia’s Temporary Suspension of State Fuel Taxes

---

## Table of Contents

Executive Summary .....	iii
Introduction.....	1
Some Background on Georgia’s Practice of Taxing Gasoline .....	2
Analytical Framework .....	3
A Brief Review of Previous Excise Tax Incidence Studies.....	6
Data and Empirical Strategy .....	8
Simple Cross-State Comparisons.....	9
Regression Analysis.....	14
Conclusions.....	16
References.....	17

# The Price Effect of Georgia's Temporary Suspension of State Fuel Taxes

---

## Executive Summary

### Introduction

When Hurricane Katrina hit the Gulf Coast in August 2005, it had an immediate, significant and positive effect on the retail price of gasoline. In the wake of Katrina and the resulting increase in the gasoline price, Governor Perdue issued an Executive Order suspending the collection of all state fuel taxes in Georgia beginning on September 2, 2005, with the expressed intention of giving some price relief to Georgia consumers. The suspension was temporary, and lasted only until the end of September. While the possibility of taking such action was discussed by some of the other immediately surrounding states (e.g., Tennessee, Alabama, Florida, South Carolina, North Carolina), Georgia was the only state to act (Setze 2005).

In this report we explore the following question: Did the temporary suspension of the Georgia gasoline tax have the intended effect of lowering the gasoline price for Georgia consumers? The answer to this question is clearly of some interest, especially since suggestions have sometimes been made for Congress to temporarily suspend federal fuel taxes. We find that the suspension was almost immediately followed by a drop in the consumer price of gasoline, by roughly two-thirds of the amount of the tax suspension. When the temporary suspension was removed at the end of September, the price of gasoline increased back to its pre-Katrina levels.

### Some Background on Georgia's Practice of Taxing Gasoline

Georgia's state taxes on gasoline are collected from wholesale distributors. For September 2005, the total effective fuel tax on gasoline was 15 cents per gallon, and it was this 15 cents tax that the Governor suspended. Since the tax is collected from the wholesale distributor, the wholesale price includes the fuel tax. Thus, the cost on September 2, 2005 of the gasoline in the retailers' tanks included the fuel tax. It would have taken a few days for retailers to obtain gasoline on which the distributor did not pay fuel taxes.

## The Price Effect of Georgia's Temporary Suspension of State Fuel Taxes

---

It is typically assumed that excise taxes (and other consumption taxes) are fully shifted to consumers in the form of higher retail prices. However, it is well-known that the effect of an excise tax on the price of the product depends upon the relative price elasticities of demand and supply. However, we suspect that it was expected that the per gallon retail price of gasoline would fall by the amount of the tax (i.e., by 15 cents), so that the consumer would reap the entire benefit from the tax cut. Whether this happened with the Georgia fuel tax suspension depends upon supply and demand.

### Data and Empirical Strategy

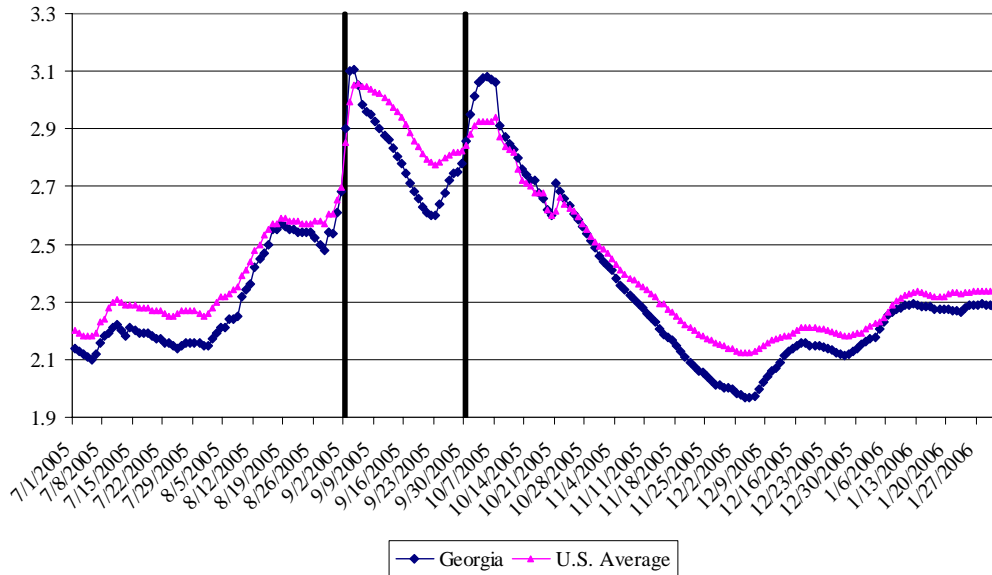
Because other factors were changing at the time of the gasoline tax suspension, we cannot simply compare the price in Georgia before, during, and after the suspension in order to determine the effect of the fuel tax suspension on gasoline prices in Georgia. To control for the changes in other factors that might have affected the price of gasoline, we compare daily gasoline prices in Georgia to the U.S. daily average price and to daily gasoline prices in states that border Georgia. By comparing the price of gasoline in Georgia to the price in other states, we can determine whether the suspension resulted in a reduction in the price of gasoline in Georgia.

Figure A presents daily gasoline prices in Georgia and the U.S. daily average price for the seven months, July 1, 2005 through January 31, 2006. The vertical lines indicate the 2<sup>nd</sup> and 30<sup>th</sup> of September, i.e., the tax suspension period. The figure indicates clearly the negative impact of the Georgia suspension of gasoline taxes on gasoline prices in Georgia and the positive price impact of the reimposition of the Georgia tax.

As can be seen in the figure, the gas price increased for both the U.S. and Georgia in the first few days of September, but then gas prices fell and fell more in Georgia. The difference in prices reached 18 cents on September 18<sup>th</sup> and stayed there until September 23<sup>rd</sup>. At that point, prices began to increase, with the gas price in Georgia increasing faster. At the end of September, the gas price in Georgia was 1 cent higher than the U.S. average. In order to account for the possible time lag in the

## The Price Effect of Georgia's Temporary Suspension of State Fuel Taxes

**FIGURE A. GAS PRICES IN GEORGIA AND U.S. AVERAGE**



wholesale delivery of gasoline that did include the fuel excise tax, we consider price differences over the period September 5<sup>th</sup> to September 30<sup>th</sup>. The average difference in daily price for this period was 12.0 cents, or 80 percent of the 15 cent Georgia fuel tax.

This would be the effect of the fuel suspension if the prices in Georgia and the U.S. were the same before and after the suspension. However, as can be seen, that is not the case. For the period October 1, 2005 to January 31, 2006, gas prices in Georgia averaged 2.8 cents less than the national average. Excluding the first week in October increases the difference to 4.7 cents. This suggests that the effect of the suspension was to reduce the retail price of gasoline in Georgia by 7.3 to 9.2 cents per gallon.

We also compared the price of gasoline in Georgia to the prices in neighboring states. Outside of September, gas prices in South Carolina and Tennessee were very similar to prices in Georgia. So it appears that a comparison of the September price differential with these two states would be a good measure of the effect of the fuel tax suspension. Again, ignoring the first four days of September, gas prices in Georgia averaged 11.9 cents less than in South Carolina. During the

## **The Price Effect of Georgia's Temporary Suspension of State Fuel Taxes**

---

period October 1 through November 31, gas prices in Georgia average 0.6 cents higher than in Georgia, suggesting that the effect of the suspension was 12.5 cents.

Gas prices in Georgia averaged 8.0 cents less than in Tennessee during the suspension. During the period October 1 through November 31, gas prices in Georgia averaged 1.7 cents higher than in Georgia, suggesting that the effect of the suspension was 9.7 cents.

A more precise measure of the effect of the suspension on gasoline prices in Georgia can be obtained through regression analysis. Our empirical strategy is to measure how the difference in daily prices between Georgia and, say the United States, changed as a result of the gas suspension. For the most basic estimation of differences between the price in Georgia and the U.S. price, we find that the fuel tax suspension is associated with a 9.7 cent decrease in the retail price of gasoline in Georgia.

Overall, these estimation results indicate that the effect of the Georgia gasoline tax suspension was roughly two-thirds shifted to consumers in the form of lower gasoline prices.

# The Price Effect of Georgia's Temporary Suspension of State Fuel Taxes

---

## Introduction

When Hurricane Katrina hit the Gulf Coast in August 2005, it had an immediate, significant, and positive effect on the retail price of gasoline. In the wake of Katrina and the resulting increase in the gasoline price, Governor Perdue issued an Executive Order suspending the collection of all state fuel taxes in Georgia beginning on September 2, 2005, with the expressed intention of giving some price relief to Georgia consumers.<sup>1</sup> The suspension was temporary, and lasted only until the end of September. While the possibility of taking such action was discussed by some of the other immediately surrounding states (e.g., Tennessee, Alabama, Florida, South Carolina, North Carolina), Georgia was the only state to act (Setze 2005).

In this report we explore the following question: Did the temporary suspension of the Georgia gasoline tax have the intended effect of lowering the gasoline price for Georgia consumers? The answer to this question is clearly of some interest, especially since suggestions have sometimes been made for Congress to temporarily suspend federal fuel taxes. We find that the suspension was almost immediately followed by a drop in the consumer price of gasoline, by roughly two-thirds of the amount of the tax suspension. When the temporary suspension was removed at the end of September, the price of gasoline increased.

---

<sup>1</sup> State law allows the governor to suspend tax collections until the next meeting of the state's General Assembly. While it was not necessary, the state General Assembly was called into session to ratify the Executive Order, which it did.

## The Price Effect of Georgia's Temporary Suspension of State Fuel Taxes

---

### Some Background on Georgia's Practice of Taxing Gasoline

Georgia's state taxes on gasoline consist of a 1 percent sales tax, a 3 percent fuel tax, and a 7.5 cent excise tax.<sup>2</sup> These taxes are collected from wholesale distributors.<sup>3</sup> Every six months the state specifies a retail price for gasoline on which the 1 percent sales and 3 percent fuel tax is levied. Thus, the state converts the tax into an excise tax. For September 2005, the total effective fuel tax on gasoline was 15 cents per gallon, and it was this 15 cents tax that the Governor suspended. Nationwide, state (and federal) taxes add roughly 40 cents to the average per gallon price of gasoline.

Since the tax is collected from the wholesale distributor, the wholesale price includes the fuel tax. Thus, the cost on September 2, 2005 of the gasoline in the retailers' tanks included the fuel tax. It would have taken a few days for retailers to obtain gasoline on which the distributor did not pay fuel taxes.

---

<sup>2</sup> The state sales tax rate is 4 percent. Fuel is exempt from 3 percentage points of the 4 percent sales tax, so the state sales tax on fuel is 1 percent. However, the 3 percent is formally designated a fuel tax, which allows the state to earmark the revenue for transportation purposes.

<sup>3</sup> The exact procedure by which state gasoline excise taxes are administered varies across the states. In forty-two states (plus the District of Columbia), the tax is administered by a department of revenue or a department of taxation; in most remaining states there is a separate transportation or motor vehicles department that is responsible for the administration. Similarly, the agent that collects the gasoline tax (or the "point of taxation") also varies across the states. In many states it is the gasoline distributor that collects the excise tax; in a smaller number of states the tax is collected by the retail gasoline station; several other states collect the tax either on a "first sale" basis, in which the importer of the gasoline pays the tax upon receipt, or on a "first import" basis with the tax collected by the agent responsible when the gasoline first comes into the state.



## The Price Effect of Georgia's Temporary Suspension of State Fuel Taxes

---

### Analytical Framework

It is typically assumed that excise taxes (and other consumption taxes) are fully shifted to consumers in the form of higher retail prices.<sup>4</sup> However, it is well-known that the effect of an excise tax on the price of the product depends upon the relative price elasticities of demand and supply. The retail price (inclusive of the excise tax) increases relatively more as a result of a tax increase the greater is the suppliers' responsiveness to price changes, and relatively less the greater is the responsiveness of consumers to price changes.<sup>5</sup> In this simple world, consumers will bear the full burden of an excise tax on gasoline (i.e., the increase in the retail price equals the excise tax) if supply is perfectly elastic, that is, if the supply curve is horizontal.

A simple example illustrates this conclusion. Suppose a gasoline excise tax is introduced in a perfectly competitive retail gasoline market. Figure 1 contains a very simple supply and demand model. The quantity demanded falls as the price increases, while the quantity supplied increases as the price increases. The market equilibrium price occurs where the two lines intersect; any other price will mean that there is excess demand (and there would be pressure to increase the price), or excess supply (and there would be pressure to reduce the price.) As a result of Katrina, the supply of gasoline had fallen, resulting in upward pressure on the price.

If an excise tax is imposed, the price paid by the consumer will differ from the price (net of the tax) received by the supplier by the amount of the excise tax; that

---

<sup>4</sup> For a recent survey of tax incidence, see Fullerton and Metcalf (2002).

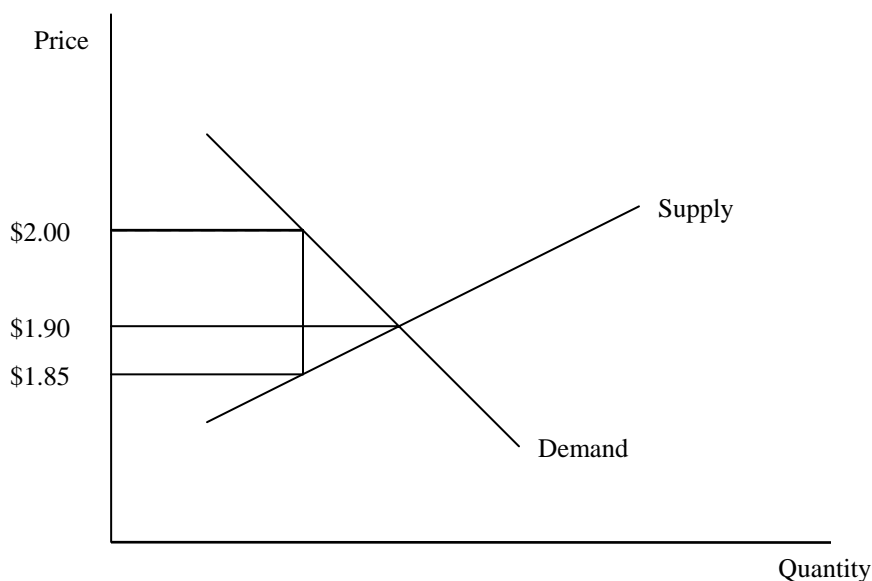
<sup>5</sup> To be more precise, suppose that a perfectly competitive market has a demand curve defined by  $[P=a-bQ]$  and a supply curve defined by  $[P=c+dQ]$ , where  $a$ ,  $b$ ,  $c$ , and  $d$  are positive parameters. The imposition of a specific excise tax  $t$  changes the supply curve to  $[P=c+t+dQ]$ , where the price  $P$  is interpreted as the gross-of-tax price paid by consumers. Solving these equations gives:

$$P=(ad+bc+bt)/(b+d).$$

The tax therefore raises the price gross-of-tax paid by consumers and lowers the price net-of-tax received by producers; that is, the change in the price of gasoline in response to a change in the tax, or  $\Delta P/\Delta t$  (where  $\Delta$  denotes the change in the variable), equals  $[b/(b+d)]$ , and the incidence is in general split between consumers and producers depending upon the slopes (and the elasticities) of the demand and supply curves. The incidence will fall completely on consumers (e.g.,  $\Delta P/\Delta t=1$ ) in the special cases that  $b$  equals infinity or  $d$  equals 0; the former case implies that demand is perfectly inelastic, and the latter case implies that supply is perfectly elastic.

## The Price Effect of Georgia's Temporary Suspension of State Fuel Taxes

FIGURE 1. THE INCIDENCE OF AN EXCISE TAX



is, the excise tax drives a wedge between demand and supply. This is illustrated in Figure 1, where the vertical line represents the excise tax. In the example, the retail price per gallon is \$2.00, the excise tax is 15 cents, and the revenue received by the retailer is \$1.85. When the 15 cents gasoline tax is eliminated, the retail price falls to \$1.90. In this example, the removal of the excise tax means that the consumer pays 10 cents less per gallon while the retailer gets to keep 5 cents more per gallon.

With a flatter supply curve the retailer's share of the tax reduction is smaller. For example, when the supply curve is horizontal the revenue per gallon that the retailer gets is the same regardless of the excise tax. (A supply curve that is horizontal (or "perfectly elastic") means that the suppliers are able to increase the quantity supplied to match any increase in the amount demanded without any increase in the cost per unit.) In this case consumers bear the entire tax burden of the tax and thus gain the entire benefit of the elimination of the tax. This situation is what we suspect was the view of the market when the suspension of fuel taxes was imposed. In particular, we suspect that it was expected that the per gallon retail price

## The Price Effect of Georgia's Temporary Suspension of State Fuel Taxes

---

of gasoline would fall by the amount of the tax (i.e., by 15 cents), so that the consumer would reap the entire benefit from the tax cut.

Whether this happened with the Georgia fuel tax suspension depends upon whether the supply of gasoline was horizontal, so that the wholesalers reduced their price to the retailer and the retailer in turn passed on the reduction in wholesale price to the consumer. However, if supply is not horizontal, for example because costs increase with increasing output or because the supplier exercises monopoly power in the sale of gasoline, then the conclusion that the retail price will fall by the full amount of the tax will not hold.<sup>6</sup>

In the long run the supply of gasoline may be horizontal, but in the aftermath of Katrina, supplies were interrupted. Thus, the ability to increase supply to match the increase in demand due to the suspension of the excise tax may have been limited. The demand for gasoline, particularly in the short-run, is thought to be rather non-responsive to price changes, i.e., to be inelastic.

---

<sup>6</sup> For example, continuing with the scenario in Note 5, under monopoly provision of gasoline the equilibrium price with the tax becomes  $[P=(ab+ad+bc+bt)/(2b+d)]$ , so that  $[\Delta P/\Delta t=b/(2b+d)]$ , so that there is not full forward shifting of the tax to consumers.

## The Price Effect of Georgia's Temporary Suspension of State Fuel Taxes

---

### A Brief Review of Previous Excise Tax Incidence Studies

Most applied incidence studies assume that sales and excise taxes are fully reflected in consumer prices, so that prices respond one-for-one to changes in excise taxes (Pechman 1985; Bradford 1995; Cronin 1999). Surprisingly, however, there is little empirical analysis on the extent to which excise taxes actually affect commodity prices.<sup>7</sup>

Poterba (1996) uses city-specific clothing and personal care price data covering the 1947-1977 and the 1925-1939 periods to examine the degree to which state and local retail sales taxes are shifted to consumers. His results are somewhat variable, but he often finds that taxes are fully shifted to consumers; in some cases he finds limited evidence of over-shifting, although it is never possible to reject the null hypothesis that prices rise “point-for-point” with the changes in the tax, and he also finds that full shifting typically (though not always) occurs in the first quarter of the tax change.

Besley and Rosen (1999) also examine the incidence of sales taxes using price data for 12 narrowly defined commodities in 155 different U.S. cities, using quarterly price data for the period 1982-1990. They find full shifting for a number of the commodities, but they also find over-shifting for more than half the products, a result that they attribute to imperfect competition in the retail sector.

Kenkel (2005) considers the effect of tax increases on alcoholic beverage prices in Alaska. Using a phone survey of over 400 establishments, he collected prices one month prior to the tax increase and one year after the tax change. He finds that the tax increase was more than fully passed through to consumers. His results are consistent with those of Cook (1981) and Young and Bielinska-Kwapisz (2002), who also find that alcoholic beverage taxes are more than fully passed through.

There are also several papers that consider the effect of taxes on the price of fuel. Chouinard and Perloff (2002, 2004) attempt to explain inter-state differences in retail and wholesale gasoline prices using monthly data for the 48 mainland states plus the District of Columbia for the period March 1989 through June 1997. They

---

<sup>7</sup> For some examples of early empirical research on the incidence of sales and excise taxes, see Due (1954), Brownlee and Perry (1967), Woodard and Spiegelman (1967), and Sidhu (1971).

## The Price Effect of Georgia's Temporary Suspension of State Fuel Taxes

---

list the many reasons why price could differ over time and space, including demand, costs, market power, pollution laws, seasonality, and taxes. They estimate a simple reduced form equation, so the coefficients on tax rates cannot be interpreted as incidence measures. They find that less than 50 percent of federal taxes are reflected in the retail price, while 97 percent of state fuel taxes are reflected in the retail price. It is unclear why the two taxes should result in different price effects.

Doyle and Samphantharak (2005) study the temporary suspension of the sales taxes on gasoline prices in Illinois and Indiana, using daily gasoline prices at the station level. They regress the log of price against a state dummy variable, a post-suspension dummy variable, the state dummy variable interacted with the post-suspension dummy variable, the log of the wholesale price, brand dummy variables, and the station's zip code characteristics; price is measured just before and just after the tax change. They find that prices fell by less than the full amount of the tax reduction and that the price increased by more when the tax was re-inserted than the decrease in price when the tax was suspended. These changes are similar to the effect they find for differences in the wholesale cost.

Alm, Sennoga, and Skidmore (2007) test the assumption of full forward shifting of gas taxes using monthly gasoline prices for all 50 states over the period 1984 to 1999. Their results consistently indicate full shifting of gasoline taxes, with an almost immediate reflection of gasoline taxes in the tax-inclusive gasoline price.

With the exception of Doyle and Samphantharak (2005), the studies of the price effect of taxes on fuel consider quasi-permanent changes in fuel taxes. A temporary change in fuel tax provides a stronger test of the full and immediate shifting of the fuel tax, as found by Alm, Sennoga, and Skidmore (2007). With a temporary suspension of the fuel tax, retailers could be inclined to refrain from reducing the price of gasoline by the full amount of the tax cut. The temporary nature of the tax suspension does not allow for changes by retailers other than price changes. For example, we should not expect a change in the number of retailers due to the change in the tax. Finally, unlike other products, gasoline is a very homogenous product, one whose price is clearly announced by each retailer, and there are websites that list retailers with the lowest prices.

## The Price Effect of Georgia's Temporary Suspension of State Fuel Taxes

---

### Data and Empirical Strategy

Because other factors were changing at the time of the gasoline tax suspension, we cannot simply compare the price in Georgia before, during, and after the suspension in order to determine the effect of the fuel tax suspension on gasoline prices in Georgia. To control for the changes in other factors that might have affected the price of gasoline, we compare daily gasoline prices in Georgia to the U.S. daily average price and to daily gasoline prices in states that border Georgia. So, by comparing the price of gasoline in Georgia to the price in other states we can determine whether the suspension resulted in a reduction in the price of gasoline in Georgia.

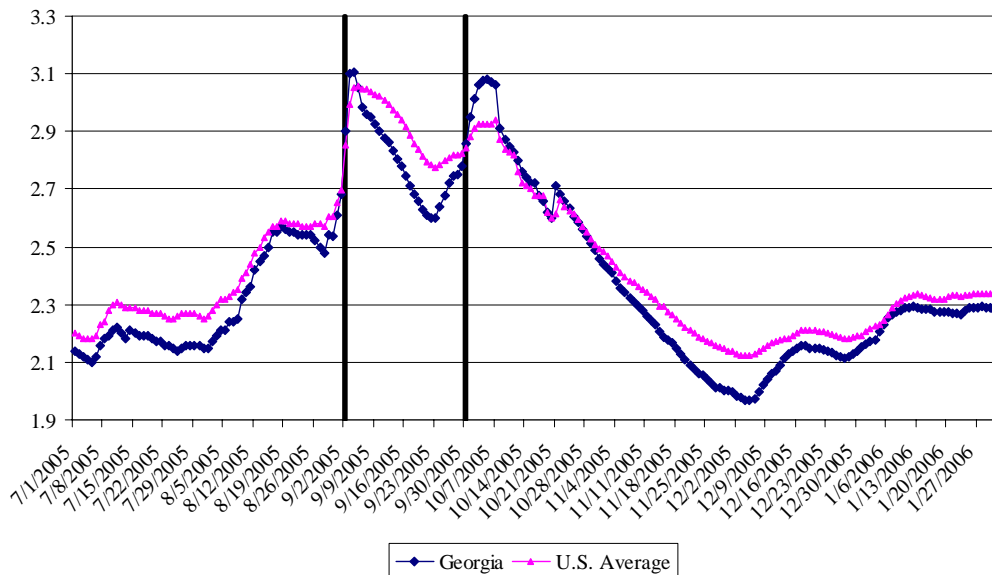
We collected average daily retail gasoline prices from Georgia and its neighboring states, Tennessee, Alabama, Florida, South Carolina, and North Carolina, and for the entire United States. These data are from the AAA website, *fuelgaugereport.com*, and are based on consumer reports of prices paid. Our Georgia and U.S. data cover the period July 1, 2005 through January 31, 2006, although in our estimations we also examine different sub-periods of the entire period.

# The Price Effect of Georgia's Temporary Suspension of State Fuel Taxes

## Simple Cross-State Comparisons

Figure 2 presents daily gasoline prices in Georgia and the U.S. daily average price for the seven months, July 1, 2005 through January 31, 2006. The vertical lines indicate the 2<sup>nd</sup> and 30<sup>th</sup> of September, i.e., the tax suspension period. The figure indicates clearly the negative impact of the Georgia suspension of gasoline taxes on gasoline prices in Georgia and the positive price impact of the reimposition of the Georgia tax.

**FIGURE 2. GAS PRICES IN GEORGIA AND U.S. AVERAGE**



As can be seen in Figure 2, the gas price increased for both the U.S. and Georgia in the first few days of September, but then gas prices fell and fell more in Georgia. The difference in prices reached 18 cents on September 18<sup>th</sup> and stayed there until September 23. At that point, prices began to increase, with the gas price in Georgia increasing faster. At the end of September, the gas price in Georgia was 1 cent higher than the U.S. average. In order to account for the possible time lag in the wholesale delivery of gasoline that did include the fuel excise tax, we consider price differences over the period September 5<sup>th</sup> to September 30<sup>th</sup>. The average difference in daily price for this period was 12.0 cents, or 80 percent of the 15 cent Georgia fuel tax.

## **The Price Effect of Georgia's Temporary Suspension of State Fuel Taxes**

---

This would be the effect of the fuel suspension if the prices in Georgia and the U.S. were the same before and after the suspension. However, as can be seen, that is not the case. For the period July 1, 2005 to August 31, 2005, the price of gas in Georgia averaged 7.7 cents lower than the average price for the U.S. During August the price in Georgia was 6.3 cents less than the U.S. average price. In the first five days after the fuel tax suspension ended gas prices in Georgia rose substantial faster than for the U.S. But by the end of the first week of October the price in Georgia had fallen to the U.S. average price and then continued to fall so that by the end of October gas prices in Georgia were less than the U.S. average. For the period October 1, 2005 to January 31, 2006, gas prices in Georgia averaged 2.8 cents less than the national average. Excluding the first week in October increases the difference to 4.7 cents.

We also compared the price of gasoline in Georgia to the prices in neighboring states, although we only have prices for these states for period August 29, 2005 to January 31, 2006. Figures 3 – 7 contain these comparisons. In all of the figures the price of gas in Georgia was lower during the fuel tax suspension. However, gas prices were higher in Alabama, Florida, and North Carolina than in Georgia on most other days.

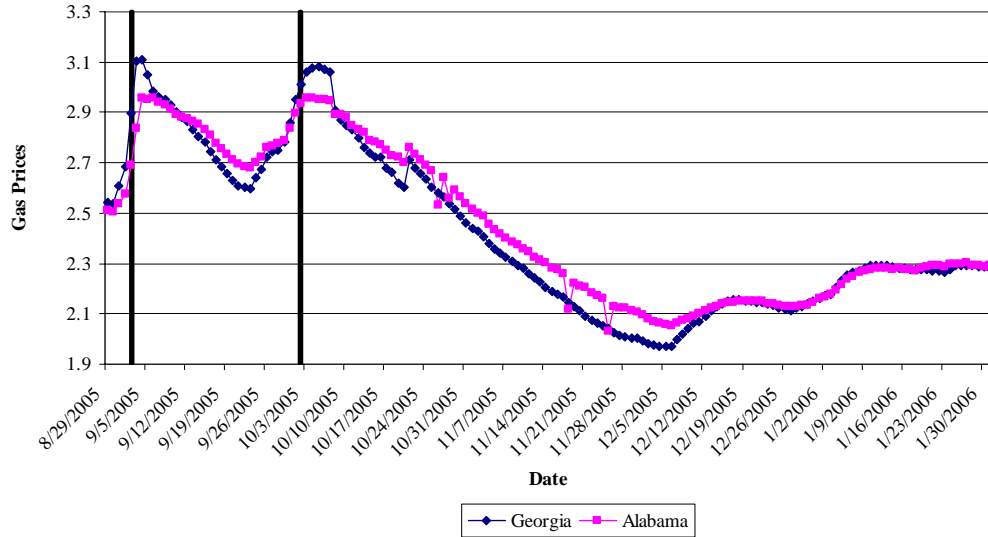
On the other hand, outside of September, gas prices in South Carolina and Tennessee were very similar to prices in Georgia. So it appears that a comparison of the September price differential with these two states would be a good measure of the effect of the fuel tax suspension. Again, ignoring the first four days of September, gas prices in Georgia averaged 11.9 cents less than in South Carolina and prices were generally 9 to 14 cents lower during the period of the fuel suspension. During the period October 1 through November 31, gas prices in Georgia average 0.6 cents higher than in South Carolina, suggesting that the effect of the suspension was 12.5 cents.

Gas prices in Georgia averaged 8.0 cents less than in Tennessee during the suspension, and generally were 5 to 11 cents lower, again ignoring the first four days in September. During the period October 1 through November 31, gas prices in

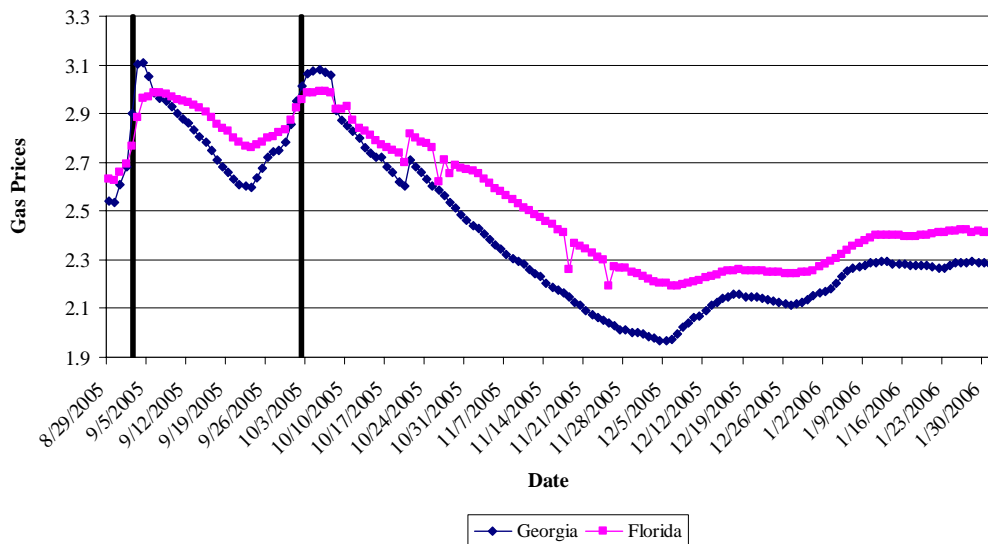


## The Price Effect of Georgia's Temporary Suspension of State Fuel Taxes

**FIGURE 3. GAS PRICES IN GEORGIA AND ALABAMA**

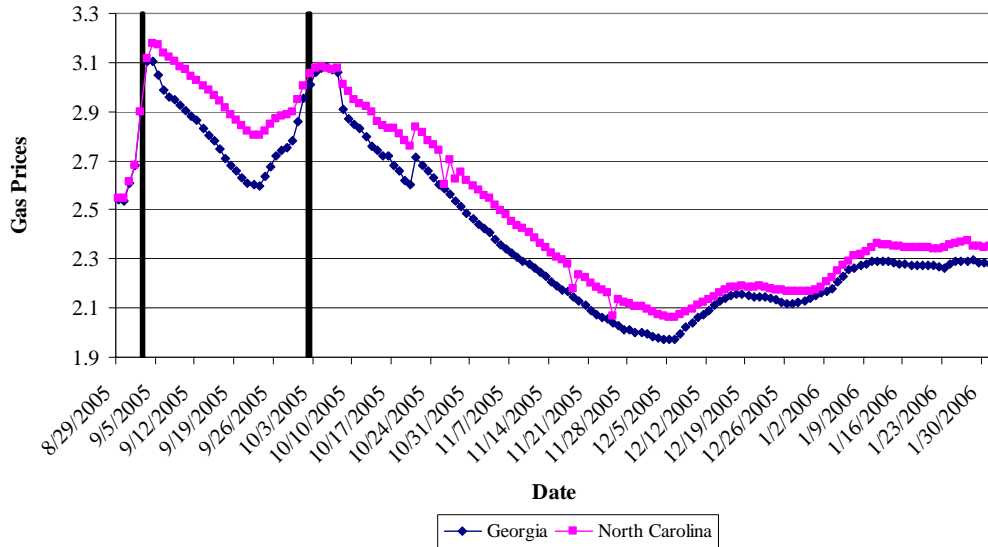


**FIGURE 4. GAS PRICES IN GEORGIA AND FLORIDA**

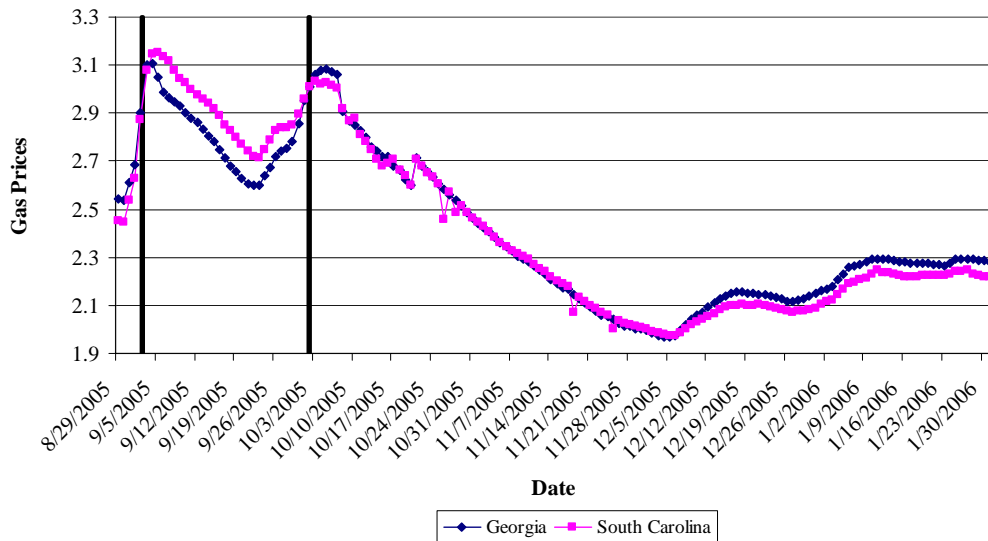


## The Price Effect of Georgia's Temporary Suspension of State Fuel Taxes

**FIGURE 5. GAS PRICES IN GEORGIA AND NORTH CAROLINA**

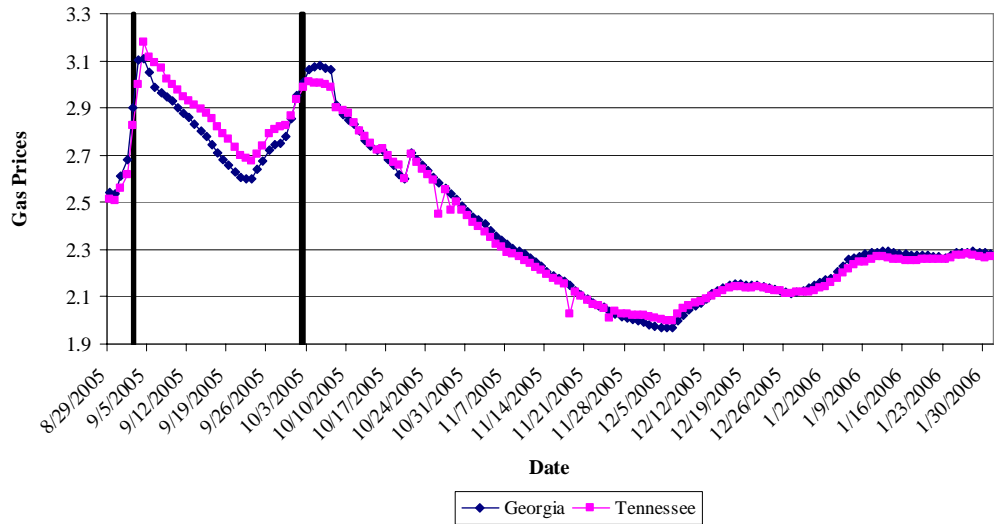


**FIGURE 6. GAS PRICES IN GEORGIA AND SOUTH CAROLINA**



## The Price Effect of Georgia's Temporary Suspension of State Fuel Taxes

**FIGURE 7. GAS PRICES IN GEORGIA AND TENNESSEE**



Georgia averaged 1.7 cents higher than in Tennessee, suggesting that the effect of the suspension was 9.7 cents.

Gas prices in the September 5<sup>th</sup> to September 30<sup>th</sup> period were 17.0 cents lower on average in Georgia than in North Carolina. However gas prices were 10.6 cents lower on average during the period October 1 to November 31. This suggests that during the fuel tax suspension, the price of gas in Georgia was 5.4 cents lower than normal. An equivalent comparison of gas prices in Georgia with Alabama and Florida suggests that the gas price actually increased during the fuel tax suspension.

The comparisons of Georgia gas prices with the national average, North Carolina, South Carolina, and Tennessee suggest that the fuel suspension resulted in a reduction of gas prices in Georgia of between 5.4 cents and 12.5 cents.

## The Price Effect of Georgia's Temporary Suspension of State Fuel Taxes

---

### Regression Analysis

The figures provide some indication that the suspension of the fuel tax reduced the retail price of gasoline in Georgia. However, a more precise measure of the effect of the suspension on gasoline prices in Georgia can be obtained through regression analysis. Our empirical strategy is to measure how the difference in daily prices between Georgia and, say the United States, changed as a result of the gas suspension. For example, if the typical difference in prices was 5 cents before and after the suspension and 12 cents during the suspension, we can conclude that the suspension caused a 7 cent drop in gas price in Georgia. This approach is referred to as the difference-in-differences approach.

To implement this approach we estimate the following regression:

$$[P_{Gt} - P_{Ot}] = \beta_0 + \beta_1 * Suspension + \varepsilon,$$

where  $P_{Gt}$  is the retail price of gasoline in Georgia on day  $t$ ,  $P_{Ot}$  is the price in another market on day  $t$ ,  $Suspension$  is a dummy that equals one for the period of gasoline tax suspension in September 2005,  $(\beta_0, \beta_1)$  are coefficients, and  $\varepsilon$  is an error term. The value of  $\beta_1$  measures the effect of the suspension.

We estimate this equation separately for Georgia versus the U.S, and for Georgia versus each of the surrounding states. We also estimate this equation for data covering the sub-period of July, August, September, and October of 2005 (123 daily observations), as well as for the entire July 2005-January 2006 period (215 daily observations). In some specifications, we include a time trend, and in other specifications the dependent variable is measured as the natural log of the price difference.

Our basic estimation employs simple Ordinary Least Squares (OLS) estimation methods. However, given the time series properties of the data, we also employ error correction methods, and we examine the consistency of our OLS estimates with cointegration methods.

If the tax suspension was fully shifted to the retail customer, then the coefficient on  $Suspension$  (or  $\beta_1$  in our basic specification) would equal 15 cents. In fact, we find that the temporary suspension of the gasoline tax lowered prices in Georgia relative to other states and the U.S. average, a result consistent with what is

## The Price Effect of Georgia's Temporary Suspension of State Fuel Taxes

---

observed in the figures. However, we find that the gas price in Georgia did not fall by the full amount of the tax suspension, a result also suggested by the figures.

Table 1 contains the results of some of the regression analysis. The most basic OLS estimation for Georgia versus the average U.S. price, for the sub-period July to October 2005, gives a coefficient on *Suspension* of -0.097 (column 2). This implies that the fuel tax suspension is associated with a 9.7 cent decrease in the retail price of gasoline in Georgia. Overall, these estimation results indicate that the effect of the Georgia gasoline tax suspension was roughly two-thirds shifted to consumers in the form of lower gasoline prices.

**TABLE 1. ESTIMATION RESULTS**

Independent Variable	Model 1: Sub-period	Model 2: Entire Period
Constant	4.004 (12.66)	-0.0585 (12.802)
Suspension	-0.097 (2.462)	-0.027 (2.272)
R <sup>2</sup>	0.189	0.124
Number of Observations	123	215

Note: t-statistics are in parentheses.

When the entire period is used for the estimation (column 3 in Table 1), we still find that the impact of the gasoline tax suspension is to lower the price of gasoline in Georgia relative to the U.S. average or relative to neighboring states. However, the impact of the suspension is significantly reduced. For example, the basic OLS estimation result for Georgia versus the U.S. average yields a coefficient on *Suspension* of -0.027. In other words, we find that the suspension of fuel taxes reduced gasoline prices in Georgia by 2.7 cents.

The inclusion of a time trend does not affect these results. The pooled estimation for Georgia versus neighboring states gives similar results. The results are also unaffected by error correction estimation methods. Cointegration estimates indicate the OLS estimates are consistent.

Overall, then, these results are consistent with partial, but not full, short-run shifting of the temporary elimination of gasoline tax to consumers in the form of a lower retail price of gasoline.

## The Price Effect of Georgia's Temporary Suspension of State Fuel Taxes

---

### Conclusions

The effect of exogenous and unexpected events on consumer prices inevitably gives rise to the call of political actions to mitigate the impacts of these events on consumers, and a temporary suspension of sales and excise taxes is a common response. The results in this report suggest that a suspension in excise taxes will clearly and significantly affect consumer prices. Indeed, our results indicate that in the short run the suspension of an excise tax on gasoline will be reflected in a reduction in the retail price of gasoline by roughly two-thirds of the excise tax that is removed. Even so, it must be remembered that the reinstatement of the tax will largely restore the pre-suspension price of gasoline. Consequently, the tradeoffs between the gain to consumers from a temporary reduction in prices and the loss to state government from the short-run loss in tax revenues should be factored into any decision.

## The Price Effect of Georgia's Temporary Suspension of State Fuel Taxes

---

### References

- Alm, James, Edward Sennoga, and Mark Skidmore (2007). "Perfect Competition, Urbanization, and Tax Incidence in the Retail Gasoline Market." *Economic Inquiry* forthcoming.
- Besley, Timothy J. and Harvey S. Rosen (1999). "Sales Taxes and Prices: An Empirical Analysis." *National Tax Journal* 52 (2): 157-78.
- Bradford, David F., ed. (1995). *Distributional Analysis of Tax Policy*. Washington, D.C.: American Enterprise Institute Press.
- Brownlee, O. and G. Perry (1967). "The Effects of the 1965 Federal Excise Tax Reduction on Prices." *National Tax Journal* 20 (2): 235-49.
- Chouinard, Hayley and Jeffrey M. Perloff (2002). "Gasoline Price Differences: Taxes, Pollution Regulations, Mergers, Market Power, and Market Condition." University of California-Berkeley Working Paper.
- Chouinard, Hayley and Jeffrey M. Perloff (2004). "Incidence of Federal and State Gasoline Taxes." *Economics Letters* 83 (2): 55-60.
- Cook, Philip J. (1981). "The Effect of Liquor Taxes on Drinking, Cirrhosis, and Auto Fatalities." In *Alcohol and Public Policy: Beyond the Shadow of Prohibition*, edited by Mark Moore and Dean Gerstein. Washington, D.C.: National Academy of Sciences, 25-285.
- Cronin, Julie A. (1999). *U.S. Treasury Distributional Analysis Methodology*. Washington, D.C.: Office of Tax Analysis.
- Doyle, Joseph J., Jr. and Krislert Samphantharak (2005). "\$2.00 Gas! Studying the Effects of Gas Tax Moratorium." Center for Energy and Environmental Policy Research Working Paper 05-017, Sloan School of Management, Massachusetts Institute of Technology.
- Due, John (1954). "The Effect of the 1954 Reduction in Federal Excise Taxes on the List Prices of Electrical Appliances." *National Tax Journal* 7 (2): 222-26.
- Fullerton, Don and Gilbert E. Metcalf (2002). "Tax Incidence." Chapter 26 in *Handbook of Public Economics, Volume 4*, edited by Alan J. Auerbach and Martin S. Feldstein. Amsterdam, The Netherlands: Elsevier Publishing Co., 1788-872.
- Kenkel, Donald S. (2005). "Are Alcohol Tax Hikes Fully Passed Through to Prices? Evidence from Alaska." *The American Economic Review Papers & Proceedings* 95 (2): 273-77.

## The Price Effect of Georgia's Temporary Suspension of State Fuel Taxes

---

- Pechman, Joseph A. (1985). *Who Paid the Taxes, 1966-1985?* Washington, D.C.: The Brookings Institution.
- Poterba, James (1996). "Retail Price Reactions to Changes in State and Local Sales Taxes." *National Tax Journal* 49 (2): 165-76.
- Setze, Karen (2005). "States' Post-Hurricane Katrina Gas Tax Suspension Fever Subsidies." *State Tax Notes* September 26: 901-2.
- Sidhu, Nancy D. (1971). "The Effects of Changes in Sales Tax Rates on Retail Prices." *Proceedings of the Sixty-Fourth Annual Conference on Taxation*, 720-33.
- Woodard, F. O. and Harvey Spiegelman (1967). "Effects of the 1965 Excise Tax Reduction upon Prices of Automotive Replacement Parts." *National Tax Journal* 20 (2): 250-58.
- Young, Douglas J. and Agnieszka Bielinska-Kwapisz (2002). "Alcohol Taxes and Beverage Prices." *National Tax Journal* 55 (1): 57-74.



# The Price Effect of Georgia's Temporary Suspension of State Fuel Taxes

---

## About the Authors

**James Alm** is Professor and Chair of the Department of Economics in the Andrew Young School of Policy Studies. Much of his research has examined the responses of individuals and firms to taxation, in such areas as the tax treatment of the family, tax compliance, tax reform, the line item veto, social security, housing, indexation, and tax and expenditure limitations. He has also worked extensively on fiscal and decentralization reforms overseas. He is Editor of *Public Finance Review* and an Associate Editor of *Economic Inquiry* and *Review of Economics of the Household*.

**David L. Sjoquist** is Professor of Economics, holder of the Dan E. Sweat Distinguished Scholar Chair in Educational and Community Policy, and Director of the Fiscal Research Center of the Andrew Young School of Policy Studies at Georgia State University. He has published widely on topics related to state and local public finance and urban economics. He holds a Ph.D from the University of Minnesota.

## About The Fiscal Research Center

The Fiscal Research Center provides nonpartisan research, technical assistance, and education in the evaluation and design of state and local fiscal and economic policy, including both tax and expenditure issues. The Center's mission is to promote development of sound public policy and public understanding of issues of concern to state and local governments.

The Fiscal Research Center (FRC) was established in 1995 in order to provide a stronger research foundation for setting fiscal policy for state and local governments and for better-informed decision making. The FRC, one of several prominent policy research centers and academic departments housed in the School of Policy Studies, has a full-time staff and affiliated faculty from throughout Georgia State University and elsewhere who lead the research efforts in many organized projects.

The FRC maintains a position of neutrality on public policy issues in order to safeguard the academic freedom of authors. Thus, interpretations or conclusions in FRC publications should be understood to be solely those of the author.

# The Price Effect of Georgia's Temporary Suspension of State Fuel Taxes

---

## FISCAL RESEARCH CENTER STAFF

David L. Sjoquist, Director and Professor of Economics  
Peter Bluestone, Research Associate  
Margo Doers, Administrative Coordinator  
Jaiwan M. Harris, Business Manager  
Kenneth J. Heaghey, State Fiscal Economist  
John W. Matthews, Senior Research Associate  
Nara Monkam, Research Associate  
Lakshmi Pandey, Senior Research Associate  
Rob Salvino, Research Associate  
Nikola Tasic, Research Associate  
Dorie Taylor, Assistant Director  
Arthur D. Turner, Microcomputer Software Technical Specialist  
Sally Wallace, Associate Director and Professor of Economics  
Laura A. Wheeler, Senior Research Associate  
Tumika Williams, Staff Assistant

## ASSOCIATED GSU FACULTY

James Alm, Chair and Professor of Economics  
Roy W. Bahl, Dean and Professor of Economics  
Spencer Banzhaf, Associate Professor of Economics  
Carolyn Bourdeaux, Assistant Professor of Public Administration and Urban Studies  
Robert Eger, Assistant Professor of Public Administration and Urban Studies  
Martin F. Grace, Professor of Risk Management and Insurance  
Shiferaw Gurmu, Associate Professor of Economics  
Douglas Krupka, Assistant Professor of Economics  
Gregory B. Lewis, Professor of Public Administration and Urban Studies  
Jorge L. Martinez-Vazquez, Professor of Economics  
Theodore H. Poister, Professor of Public Administration and Urban Studies  
David P. Richardson, Professor of Risk Management and Insurance  
Jonathan C. Rork, Assistant Professor of Economics  
Bruce A. Seaman, Associate Professor of Economics  
Geoffrey K. Turnbull, Professor of Economics  
Mary Beth Walker, Associate Professor of Economics  
Katherine G. Willoughby, Professor of Public Administration and Urban Studies

## PRINCIPAL ASSOCIATES

David Boldt, State University of West Georgia  
Gary Cornia, Brigham Young University  
Kelly D. Edmiston, Federal Reserve Bank of Kansas City  
Alan Essig, Georgia Budget and Policy Institute  
Dagney G. Faulk, Indiana University Southeast  
Catherine Freeman, U.S. Department of Education  
Richard R. Hawkins, University of West Florida  
Julie Hotchkiss, Atlanta Federal Reserve Bank  
Mary Mathewes Kassis, State University of West Georgia  
Julia E. Melkers, University of Illinois-Chicago  
Jack Morton, Morton Consulting Group  
Ross H. Rubenstein, Syracuse University  
Michael J. Rushton, Indiana University  
Benjamin P. Scafidi, Georgia College and State University  
Edward Sennoga, Makerere University, Uganda  
William J. Smith, West Georgia College  
Jeanie J. Thomas, Consultant  
Kathleen Thomas, Mississippi State University  
Thomas L. Weyandt, Atlanta Regional Commission

**GRADUATE RESEARCH ASSISTANTS:** Nofiya Nahin Shaik • John Stavick

## The Price Effect of Georgia's Temporary Suspension of State Fuel Taxes

---

### RECENT PUBLICATIONS

(All publications listed are available at <http://frc.aysps.gsu.edu> or call the Fiscal Research Center at 404/651-2782, or fax us at 404/651-2737.)

***The Price Effect of Georgia's Temporary Suspension of State Fuel Taxes (James Alm and David L. Sjoquist)*** This report explores the effect of the fuel tax suspension on the price of gasoline in Georgia. [FRC Report/Brief 143](#) (February 2007).

***An Analysis of the Financing of Higher Education in Georgia (Nara Monkam)***. This report addresses the issue of the financing of higher education in Georgia by comparing financing in Georgia with other states and examining how financing affects the student population in terms of performance, and retention rates. [FRC Report 142](#) (February 2007)

***Intergovernmental Fiscal Relations in Georgia (David L. Sjoquist, John Stavick and Sally Wallace)***. This report documents the intergovernmental fiscal system in Georgia, with a focus on the expenditure, revenue, and intergovernmental grant system in the state. [FRC Report 141](#) (February 2007)

***Comparing State Income Tax Preferences for the Elderly in the Southeast (Jonathan C. Rork)***. This brief looks at the current state of these tax preferences in the Southeast for those states that impose a major income tax and estimates the dollar value of these preferences. [FRC Brief 140](#) (February 2007)

***State Tax Incentives for Research and Development Activities: A Review of State Practices (Laura Wheeler)***. This report documents state tax incentives offered around the country designed to encourage state level R&D activity. This report also simulates the effect of various credit components in the value of the credit [FRC Report/Brief 139](#) (January 2007)

***Transportation Funding Alternatives: A Preliminary Analysis (David L. Sjoquist, William J. Smith, Laura Wheeler and Justin Purkey)***. This report explores issues associated with proposed alternative revenue sources for increasing transportation for funding. [FRC Report/Brief 138](#) (January 2007)

***Geographic Breakdown of Georgia's Interstate Migration Patterns (Jonathan C. Rork)***. This brief looks at the geographic breakdown of Georgia's interstate migration patterns for both the elderly and non-elderly. [FRC Brief 137](#) (December 2006)

***Inventory Taxes (John Matthews)***. Policymakers are considering 100 percent inventory tax exemptions as an economic development incentive. This report reviews the potential effectiveness of such exemptions and presents alternative approaches to inventory tax exemptions. [FRC Report/Brief 136](#) (December 2006)

## The Price Effect of Georgia's Temporary Suspension of State Fuel Taxes

---

*An Assessment of the State of Georgia's Budget Reserves* (Carolyn Bourdeaux). This report assesses the adequacy of Georgia's revenue shortfall reserve. FRC Report 135 (October 2006)

*Revenue Losses from Exemptions of Goods from the Georgia Sales and Use Tax* (William J. Smith and Mary Beth Walker). This report provides estimates of the revenue loss from sales tax exemptions. FRC Report 134 (September 2006)

*Tax Collectibility and Tax Compliance in Georgia* (James Alm, David L. Sjoquist, and Sally Wallace). This report discusses the tax gap in Georgia and options for increasing tax compliance. FRC Report 133 (September 2006)

*Four Easy Steps to a Fiscal Train Wreck: The Florida How-To Guide* (Richard Hawkins). This report is the second of three reports that address the fiscal conditions of other states, explores the factors that explain the conditions, and the likely future trends. FRC Report 132 (August 2006)

*The "Roller Coaster" of California State Budgeting After Proposition 13* (Robert Wassmer). This report is the first of three reports that address the fiscal conditions of other states, explores the factors that explain the conditions, and the likely future trends. FRC Report 131 (July 2006)

*Personal Property Tax on Motor Vehicles* (Laura Wheeler, John Matthews and David L. Sjoquist). This brief shows the expected reduction in the property tax base in each county if motor vehicles were tax exempt. FRC Brief 130 (July 2006)

*Adequate Funding of Education in Georgia: What Does It Mean, What Might It Cost, How Could It Be Implemented?* (David L. Sjoquist and Abdullah Khan). This report contains a discussion of what adequate funding for education means and how it has been estimated for other states. The report then explores the financial implications for Georgia of funding adequacy. FRC Report/Brief 129 (May 2006)

*Legislative Influences on Performance-Based Budgeting Reform* (Carolyn Bourdeaux). Using data from several surveys of the states as well as a survey of Georgia state legislators, this report examines the role of legislators in the implementation of performance-based management and budgeting reforms. FRC Report/Brief 128 (May 2006)

*A Georgia Fiscal History of the Past Forty Years* (Richard Hawkins). This report describes spending and revenue trends through four decades and relates the trends to the agendas of the state's governors. It concludes with a list of challenges for this decade and beyond. FRC Report/Brief 127 (April 2006)

(All publications listed are available at <http://frc.aysps.gsu.edu> or call the Fiscal Research Center at 404/651-2782, or fax us at 404/651-2737.)

## Document Metadata

*This document was retrieved from IssueLab - a service of the Foundation Center, <http://www.issuelab.org>*

*Date information used to create this page was last modified: 2014-02-15*

*Date document archived: 2010-05-20*

*Date this page generated to accompany file download: 2014-04-15*

*IssueLab Permalink: [http://www.issuelab.org/resource/price\\_effect\\_of\\_georgias\\_temporary\\_suspension\\_of\\_state\\_fuel\\_taxes](http://www.issuelab.org/resource/price_effect_of_georgias_temporary_suspension_of_state_fuel_taxes)*

---

# The Price Effect of Georgia's Temporary Suspension of State Fuel Taxes

**Publisher(s):** Fiscal Research Center of the Andrew Young School of Policy Studies

**Author(s):** James R. Alm; David L. Sjoquist

**Date Published:** 2007-02-01

**Rights:** Copyright 2007 Fiscal Research Center of the Andrew Young School of Policy Studies

**Subject(s):** Government Reform; Transportation